

January 2022



MARKET TRENDS

Domains Ecosystem

Flash Report #1 2022

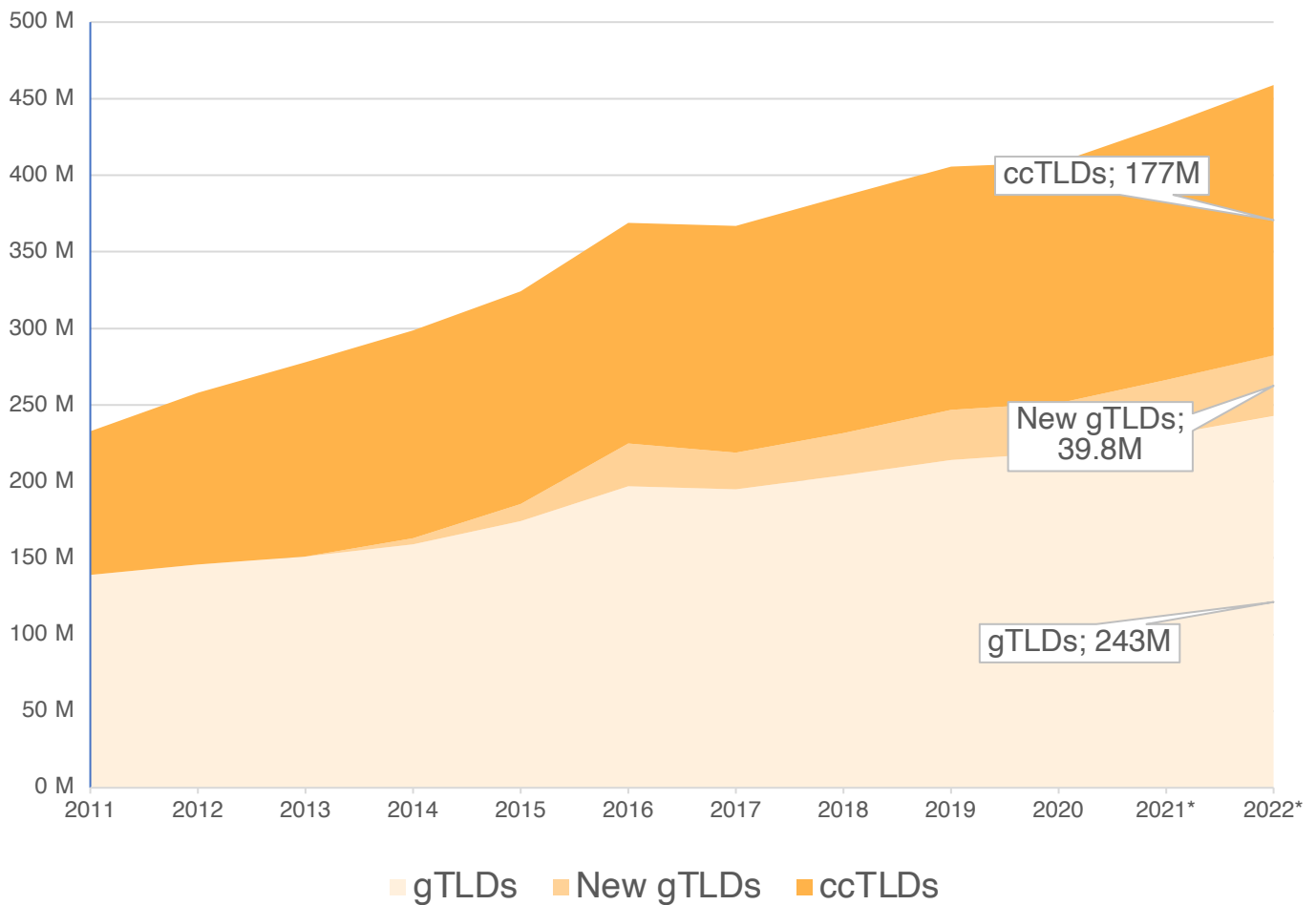
*At the beginning was the **ww**word.*



Index

<i>1. Trends & number of gTLDs, New gTLDs and ccTLDs in 2022</i>	1
<i>2. Trends & number of TLDs in 2021 and 2022</i>	2
<i>3. CAGR of gTLDs and New gTLDs over the last 12 years</i>	3
<i>4. CAGR of ccTLDs and TLDs over the last 12 years</i>	4

Domains distribution per category



Number of gTDLs in 2022

243 ml

Based on trends data, in 2022 we could expect a total of 243 million gTDLs domains, with a **YoY growth of +5%**.

Number of ccTDLs in 2022

177 ml

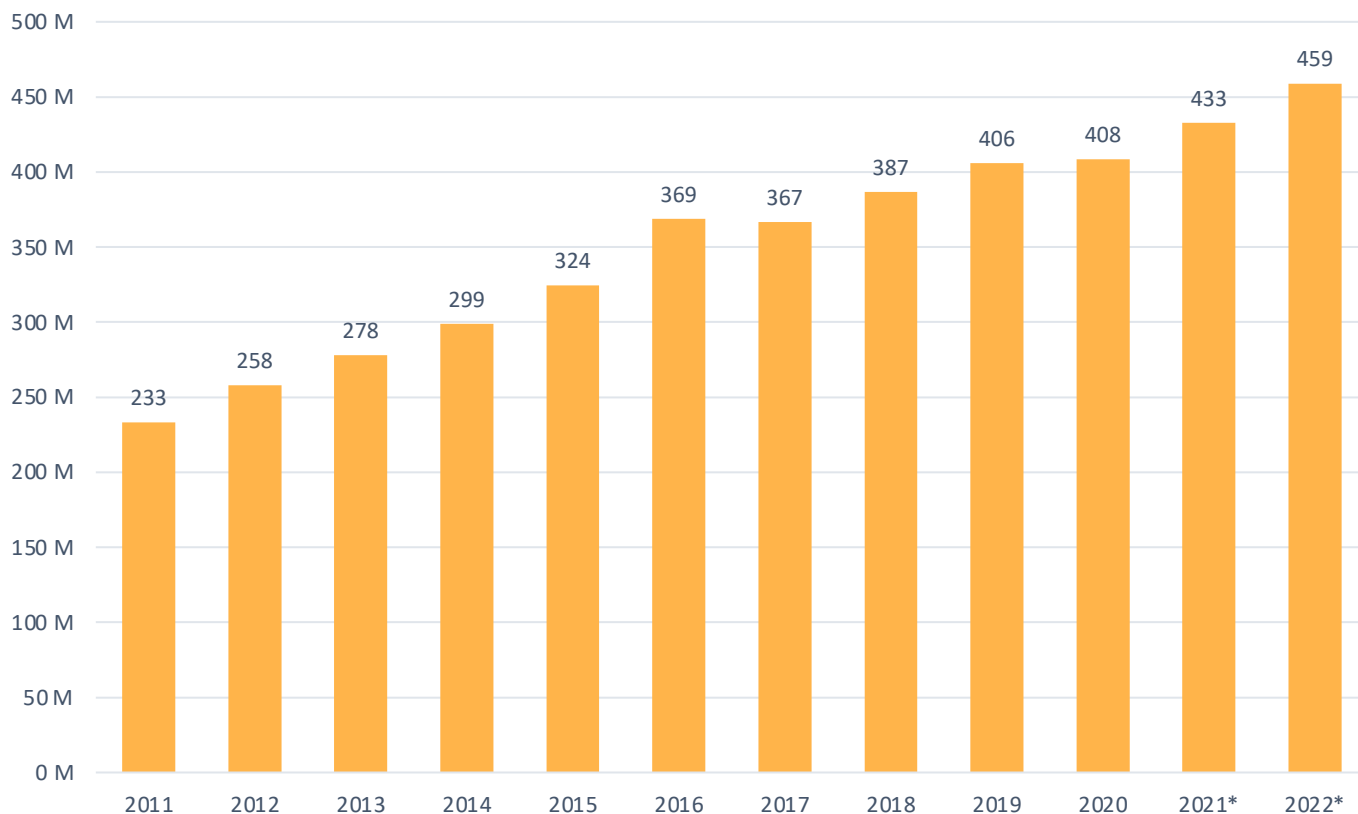
In 2022 ccTDLs could hit the value of 177 million, with a **YoY growth of +6%**.

Number of New gTDLs in 2022

40 ml

In 2022 New gTDLs could hit the value of 40 million, with a **YoY growth of +11%**.

Trends of TLDs registration with estimation for 2022 figures



Number of TLDs in 2021

433 ml

In 2021 it is estimated a total of 433 million TLDs registered.

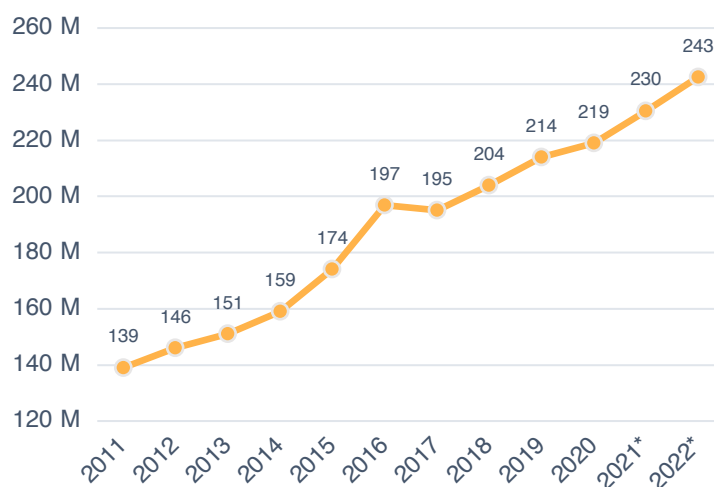
Number of TLDs in 2022

459 ml

In 2022 the value is estimated to reach 459 million registrations, with a YoY of **+6%**.

Trends of TLDs registration with estimation for 2022 figures

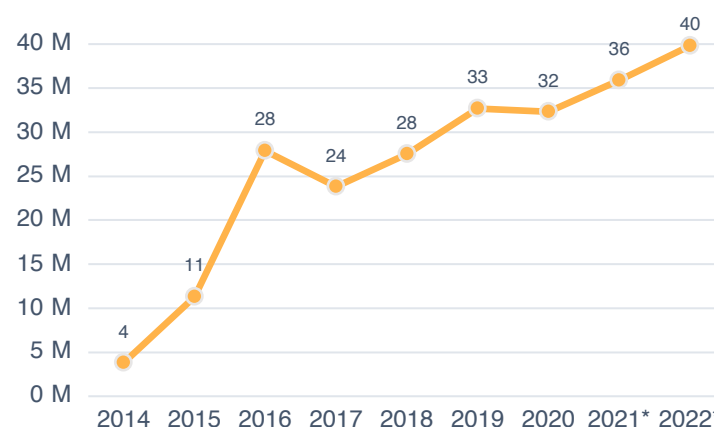
Year	gTLDs (in million)	(+/-) %
2011	139	
2012	146	5%
2013	151	3%
2014	159	5%
2015	174	9%
2016	197	13%
2017	195	-1%
2018	204	5%
2019	214	5%
2020	219	2%
2021*	230	5%
2022*	243	5%



CAGR of gTLDs over the last 12 years

5.21 %

Year	New gTLDs (in million)	(+/-) %
2014	3.8	
2015	11.3	197%
2016	27.9	147%
2017	23.8	-15%
2018	27.5	16%
2019	32.7	19%
2020	32.3	-1%
2021*	35.9	11%
2022*	39.8	11%



CAGR of New gTLDs over the last 12 years

34.13 %

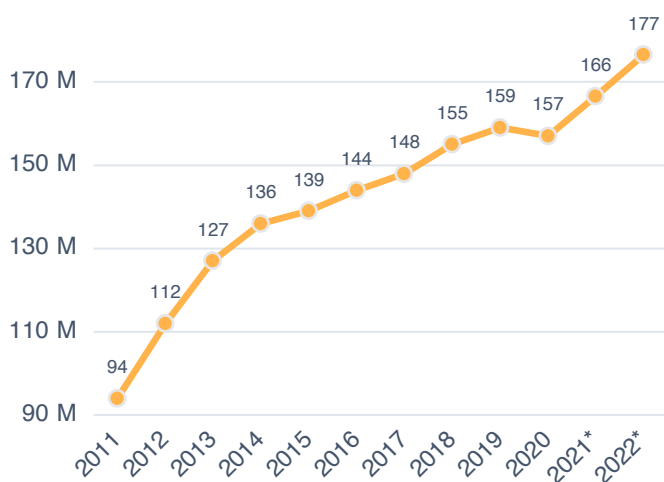
Trends of TLDs registration with estimation for 2022 figures

Year	ccTLDs (in million)	(+/-) %
2011	94	
2012	112	19%
2013	127	13%
2014	136	7%
2015	139	2%
2016	144	4%
2017	148	3%
2018	155	5%
2019	159	3%
2020	157	-1%
2021*	166	6%
2022*	177	6%

Year	Total TDLs (in million)	(+/-) %
2011	233	
2012	258	11%
2013	278	8%
2014	299	7%
2015	324	9%
2016	369	14%
2017	367	-1%
2018	387	5%
2019	406	5%
2020	408	1%
2021*	433	6%
2022*	459	6%

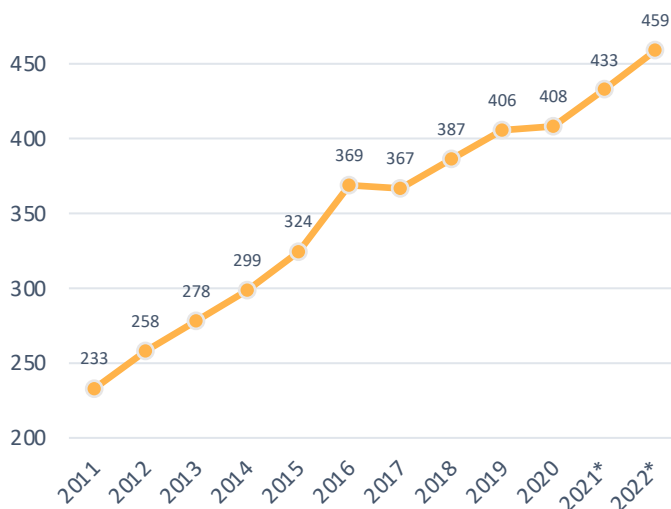
CAGR of ccTLDs over the last 12 years

5.92 %



CAGR of TLDs over the last 12 years

6.36 %



Disclaimer

The services and materials provided by CLOUDNAME are subject to CLOUDNAME's Standard Terms (a copy of which is available upon request) or such other agreement as may have been previously executed by CLOUDNAME. CLOUDNAME does not provide legal, accounting, or tax advice. The Client is responsible for obtaining independent advice concerning these matters. This advice may affect the guidance given by CLOUDNAME. Further, CLOUDNAME has made no undertaking to update these materials after the date hereof, notwithstanding that such information may become outdated or inaccurate.

These materials serve only as the focus for discussion; they are incomplete without the accompanying oral commentary and may not be relied on as a stand-alone document. Further, Third Parties may not, and it is unreasonable for any Third Party to, rely on these materials for any purpose whatsoever. To the fullest extent permitted by law (and except to the extent otherwise agreed in a signed writing by CLOUDNAME), CLOUDNAME shall have no liability whatsoever to any Third Party, and any Third Party hereby waives any rights and claims it may have at any time against CLOUDNAME with regard to the services, this presentation, or other materials, including the accuracy or completeness thereof. Receipt and review of this document shall be deemed agreement with and consideration for the foregoing.

CLOUDNAME does not provide fairness opinions or valuations of market transactions, and these materials should not be relied on or construed as such. Further, the financial evaluations, projected market and financial information, and conclusions contained in these materials are based upon standard valuation methodologies, are not definitive forecasts, and are not guaranteed by CLOUDNAME. CLOUDNAME has used public and/or confidential data and assumptions provided to CLOUDNAME by the Client. CLOUDNAME has not independently verified the data and assumptions used in these analyses. Changes in the underlying data or operating assumptions will clearly impact the analyses and conclusions.



cloudname.com